



# The 3<sup>rd</sup> Thessaloniki - Moorfields revision course in Ophthalmology

22-24 September 2017

Thessaloniki, The Met Hotel

## SCIENTIFIC PROGRAMME



**FRIDAY, 22 SEPTEMBER 2017****WORKSHOPS** (OPHTHALMICA Eye Institute)

08:30-09:00 Registration-Welcome

09:00-11:30 **Workshops****G, Holder, A. Assi, Z. Gatziooufas, M. Balidis, Z. Zahariadis, N. Kozeis, S. Koukoula, T. Vakalis, K. Skopeliti, C. Basdekidou****I. Cornea & Refractive surgery***(max 30 attendees)*

- Clinical examination of corneal disorders (Grand round with live patients)
- Refractive surgery preoperative assessment (Pentacam, Topolyser, Pupillometry, BioGraph, Refractive assessment)
- Live surgery (Refractive & Keratoconus cases)

**II. Retina***(max 30 attendees)*

- Multimodal imaging of retinal disease
- OCT angiography
- Electrodiagnostic tests made easy
- Wet lab for intravitreal injections

**III. Pediatric ophthalmology- Optometry challenges***(max 20 attendees)*

- How to examine a child (demonstration)
- Adjusted technology for the young patients
- Discussing common & uncommon paediatric/strabismus cases (videos - photos)
- Paediatric eye & strabismus surgery (videos)
- How to improve vision in keratoconic patients
- Latest updates in Low Vision aids
- Filters for patients with retinal disorders

**INTRODUCTION**13:00-14:30 **CATARACT B. Allan, V. Maurino**

- Strategy for efficient cataract surgery (spotting pitfalls in biometry, pearls for junior cataract surgeons)
- Refractive cataract surgery (location of incisions, Toric-multifocal IOLs, astigmatic incisions)
- A guide for challenging cases (PXE, small pupil-posterior synechiae, shallow anterior chamber, floppy iris syndrome, high myopia, silicone filled eye)

## FRIDAY, 22 SEPTEMBER 2017

- Management of intra- and postoperative complications of cataract surgery (posterior capsule rupture and vitreous loss, TASS, pseudophakic macular edema, endophthalmitis)

Discussion-Quiz-Videos

14:30-15:15




### HOT TOPICS

When lightning strikes. Turning ideas into medical devices

**N.Kozeis**

### Industry news

#### Retina

- Diabetic macular edema. New developments  **Allergan**
- The importance of Real World Data and the real-world clinical effectiveness of ranibizumab  **NOVARTIS**
- "Is there a medical need for NSAIDs on Cataract surgery? Are all NSAIDs the same?"  **NOVARTIS**

#### Glaucoma

- "Fixed dose combinations in Glaucoma. Treatment algorithm after PGAs.

15:15-15:45

BREAK - LIGHT LUNCH

### CORNEA & REFRACTIVE SURGERY

**B. Allan, R. Angunawela, Z. Gatziofias, V. Maurino**

15:45-16:45

Structure, Function and imaging of the cornea & conjunctiva  
 Dry eye, meibomian pathology, ocular surface disease  
 Corneal infection  
 Inflammatory anterior segment disorders  
 Corneal dystrophies & corneal ectatic disorders

16:45-17:45

Corneal Surgery & ocular surface reconstruction  
 Refractive Surgery-corneal refractive surgery-clear lens extraction-phakic IOLs  
 Refractive surgery results, complications and quality of vision

Discussion-Quiz

17:45-18:15

COFFEE BREAK

## FRIDAY, 22 SEPTEMBER 2017

- 18:15-19:00**     **Cornea “FAN Club”**  
Co-ordinator: **M. Balidis**  
Panel: **B. Allan, V. Maurino, R. Angunawela, Z. Gatzoufas**
- 19:00-19:40**     **MOORFIELDS-OPHTHALMICA DEBATE I**
- Transepithelial PRK vs Intrastromal procedures  
**Angunawela, Sakelaris**
- Refractive cataract surgery. Minimonovision vs trifocal IOLs  
**Maurino, Balidis**
- 20:00**            **WELCOME RECEPTION**

**SATURDAY, 23 SEPTEMBER 2017****ELECTROPHYSIOLOGY- ONCOLOGY G. Holder, M. Sagoo**

09:00-10:00 Clinical visual electrophysiology and the diagnosis of retinal disorders  
Intraocular Tumors

Discussion-Quiz

**MEDICAL RETINA I A. Tufail**

10:00-11:00 Imaging of retinal disorders (FFA, ICG, OCT,OCT-A,AF)  
Age related macular degeneration and neovascular variants

11:00-11:30 COFFEE BREAK

**MEDICAL RETINA II A. Tufail**

11:30-12:30 Diabetic retinopathy  
Retinal vascular occlusions

Discussion-Quiz

**UVEITIS P.Neri**

12:30-13:30 Clinical features of uveitis & how to avoid pitfalls  
Investigations in uveitis  
Management of uveitis: How to deal with emergencies  
Dealing with the complications of uveitis

Discussion-Quiz

13:30-14:30 LIGHT LUNCH

**SURGICAL RETINA A.Assi, L.Da Cruz**

14:30-16:10 Retinal detachment-Types, prophylaxis and management  
The vitreoretinal interface. Macular holes, epiretinal membranes and  
vitreoretinal traction syndrome  
Vitreous and submacular heamorrhage-Causes and management

Discussion-Video presentation

## SATURDAY, 23 SEPTEMBER 2017

**16:10-16:30**     **Keynote lecture L.Da Cruz**  
Stem cell and gene therapy in retina-the way beyond

**16:30-17:00**     **COFFEE BREAK**

**17:00-18:00**     **FAN Club**  
**Co-ordinator: P. Tranos**  
**Panel: A. Tufail, M. Sagoo, G. Holder, L.Da Cruz, A. Assi**

**18:00-18:40**     **MOORFIELDS-OPHTHALMICA DEBATE II**  
**I.Proliferative diabetic retinopathy with diabetic macular oedema**  
• Combined PRP and anti-VEGF injections **L.Da Cruz**  
• Anti-VEGF monotherapy **S. Asteriades**  
  
**II. 3D display microscopes @ heads up surgery**  
• A game changer **T. Vakalis**  
• An unnecessary toy **A. Assi**

## SUNDAY, 24 SEPTEMBER 2017

**PAEDIATRICS-STRABISMUS-NEURO-OPHTHALMOLOGY**  
**D. Taylor, N. Kozeis**

**9:00-11:00**     Eso /Exo deviations in Children  
Differential diagnosis of Leukocoria  
Prescribing glasses in children  
  
Clinical cases  
Differential diagnosis of Anisocoria  
III,IV,VI,VII nerve palsy  
Differential diagnosis of disc swelling  
  
Discussion-Quiz

**11:00-11:30**     **COFFEE BREAK**

**SUNDAY, 24 SEPTEMBER 2017****OCCULOPLASTICS-ADNEXAL G.Rose**

- 11:30-13:30 Eyelid malpositions  
Lid tumours and principles of reconstruction  
Causes and assessment of watering eyes  
Principles of lacrimal surgery.  
Clinical cases  
Basic orbital diseases and orbital examination.  
Thyroid eye disease and treatment.
- Discussion-Quiz

**13:30-14:00 COFFEE BREAK****GLAUCOMA P. Bloom, I. Tryfinopoulou**

- 14:00-16:00 History Taking-Anterior segment examination-Gonioscopy  
Optic disc examination and imaging  
Clinical cases
- Primary angle closure glaucoma  
Secondary glaucomas  
Medical and surgical treatment

Discussion-Quiz

**16:00-16:20 MOORFIELDS-OPHTHALMICA DEBATE III**

Surgical management of glaucoma: traditional versus new therapeutic approaches

**P. Bloom, I. Trifinopoulou**

Closing remarks